


Hobbs Corporation

www.hobbs-corp.com

SWITCHES
CONTROLS
KEY SWITCHES
HOUR METERS
LIGHTING
CUSTOM
ELECTRONIC
ELECTRO-MECHANICAL



 **Invensys**
An Invensys company

ISO 9001
QS9000

Hobbs Corporation

The Hobbs name is well known worldwide for the development of quality electro-mechanical products. The invention of the first electrically wound automobile clock in 1938 created what is now known as Hobbs Corporation. John Weston Hobbs was the inventor that cultivated this electrically-wound vehicle clock into a company that has over the years expanded to include hour meters, pressure and vacuum switches, halogen lamps, transmission shifters, and other custom electro-mechanical products. Hobbs' broad customer and market base includes industries such as automotive, agricultural, material handling, construction, marine, medical, heavy truck, lawn and garden, recreational, generators, compressors and aviation. Hobbs' commitment to continuous improvement and total quality management will allow for further expansion of its product lines and customer base while maintaining the highest standards of excellence.



Hobbs Corporation

P.O. Box 19424
 Springfield, Illinois, U.S.A. 62794-9424
 Phone: (217) 753-7752
 Fax: (217) 753-7789
 email: hobbs.marketing@hobbs-corp.com

www.hobbs-corp.com

Contents:	
• LCD-	P. 3-5
• D.C.-	P. 6-7
• A.C.-	P. 8-11
• Accessories-	P. 11
• Warranty-	P. 11

98000 Series

LCD Hour Meters

The Hobbs 98000 Series LCD hour meters provide a large easy-to-read display in a conventional size package. The hour meters are available in a variety of mounting styles and voltage ranges that will fit virtually any application.

Specifications:

- Run Accuracy ± 200 ppm; $\pm 0.02\%$
- Start Time: maximum 1second
- 6 Digit Display
- Digit Height: 6mm
- Power draw: .8 mA at 12 VDC
(Power Terminal)
- Termination: 1/4" blade
3/16" blade optional
- Temperature Range:
Operating: -40°C to +85°C
- Vibration: 20 g's per SAE J1378
- Shock: 55 g's per SAE J1378
- Operating ranges:
 - 4.5 to 16 VDC (optional)
 - 9 to 64 VDC
 - >64 VDC Contact Factory
- Display:
 - 0 to 99,999.9 Hours
 - 0 to 999,999 Counter
- Transient Voltage Protection
 - Load Dump
 - Inductive
 - E M I
 - Reverse Polarity

Features

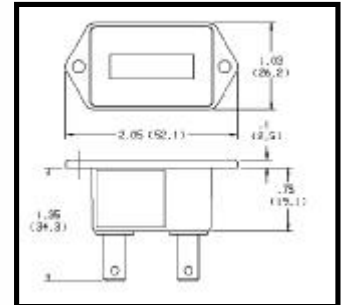
- Totally sealed from moisture and dirt
- Direct replacement for current hour meter
- No battery backup needed
- Fits in existing panel openings
- Custom bezels and dial artwork available
- Snap-in retainer mount combines easy installation with rugged design
- Compact Depth
- Rugged Design
- Pulse Counter Option
- Reset Option
- Run Indicator

* Panel cutout dimensions are $\pm .010$ tolerance
All dimensions shown in inches and (metric)



2 Screw Standard Bezel

Operating Voltage	Terminals	Part #
9 to 64 VDC	2 terminal	98310
9 to 64 VDC	3 terminal with enable	98320
9 to 64 VDC	4 terminal resettable	98300

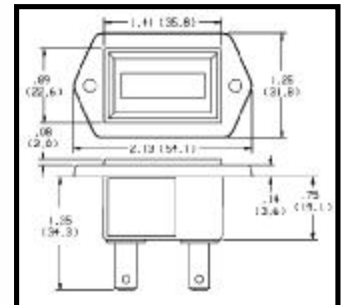


2 Screw Standard:
Panel cutout 1.45 x .95 rectangular opening
Two .150 holes spaced 1.750*



2 Screw Deluxe Bezel

Operating Voltage	Terminals	Part #
9 to 64 VDC	2 terminal	98313
9 to 64 VDC	3 terminal with enable	98323
9 to 64 VDC	4 terminal resettable	98303



2 Screw Deluxe:
Panel cutout 1.45 x .95 rectangular opening
Two .150 holes spaced 1.750*

Hobbs Corporation

P.O. Box 19424
Springfield, Illinois 62794-9424
Phone: (217) 753-7773
Fax: (217) 753-7789

98000 Series

LCD Hour Meters

LCD Meter APPLICATIONS

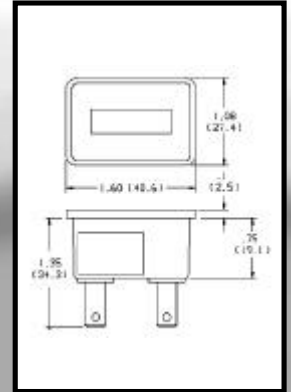
- Garden Tractors
- Generators
- Utility Vehicles
- Construction Equipment
- Material Handling Equipment
- Recreational Vehicles
- Medical
- Electronic Panels
- Rental Equipment
- Boom Lifts
- Pressure Washers
- Sweepers
- Test Equipment

* Panel cutout dimensions are ± .010 tolerance
All dimensions shown in inches and (metric)



Retainer Mount

Operating Voltage	Terminals	Part #
9 to 64 VDC	2 terminal	98311
9 to 64 VDC	3 terminal with enable	98321
9 to 64 VDC	4 terminal resettable	98301

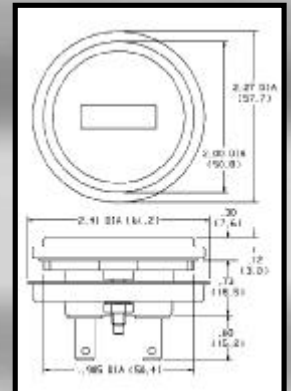


Retainer Mount:
Panel cutout 1.45 x .95 rectangular opening*



Round Chrome Bezel

Operating Voltage	Terminals	Part #
9 to 64 VDC	2 terminal	98314
9 to 64 VDC	3 terminal with enable	98324
9 to 64 VDC	4 terminal resettable	98304

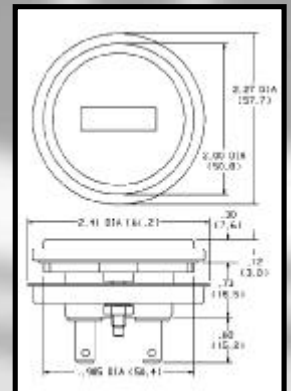


Flush Mount (Retainer) 2.27":
Panel cutout 2.00 diameter opening*



Round Black Bezel

Operating Voltage	Terminals	Part #
9 to 64 VDC	2 terminal	98312
9 to 64 VDC	3 terminal with enable	98322
9 to 64 VDC	4 terminal resettable	98302



Flush Mount (Retainer) 2.27":
Panel cutout 2.00 diameter opening*

Hobbs Corporation

P.O. Box 19424
Springfield, Illinois 62794-9424
Phone: (217) 753-7773
Fax: (217) 753-7789

LCD Hour Meter Module

The Hobbs LCD hour meter module is a custom engineered elapsed time meter designed to be mounted directly to your printed circuit board (PCB). It can be used in a variety of AC or DC applications that require an hour meter, counter or odometer for preventive maintenance, warranty verification, renting and leasing.

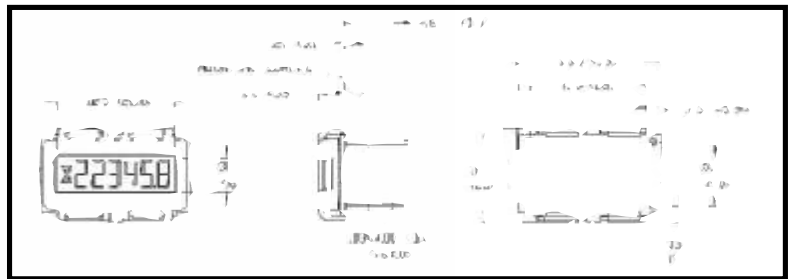
Specifications

- 6 digit/6mm display
- $\pm 0.02\%$ Accuracy
- Vibration tested per MIL-M-3971D at 10 g's and SAE J1378 at 20 g's
- Shock tested per MIL-M-3971D at 75 g's and SAE J1378 at 55 g's
- Operating temp. range -40°C to +85°C
- Operating voltage range 9 to 64 VDC (optional 4.5 to 16 VDC)
- Transient Voltage Protected
 - Over Voltage
 - Load Dump
 - Inductive
 - EMI
 - Reverse Polarity
- Power Consumption
 - 8ma max at 12V (power terminal)
- Start time: maximum 1 second

All Hobbs modules have crucial components exposed. The module must be sufficiently protected if used in an environment other than specified. Consult Hobbs marketing department when suitability of application is questioned.

Features

- Large easy-to-read numbers
- Silent operation
- Low power demand
- Resettable and nonresettable
- 10 years data retention (without power) over entire temperature range
- UL Recognized, CSA approved
- Pin termination .03 in diameter
- Hours from 0 to 99,999.9
- Counter from 0 to 999,999 pulses
- Voltages greater than 64 VDC contact factory



D.C. Version

Operating Voltage	Termination	Part #
9 to 64 VDC with enable & reset	4 pin	98706

Options

Voltage 4.5 to 16 VDC

A.C. Version

Operating Voltage	Termination	Part #
100/120VAC 50/60Hz with enable	3 terminal	98702
240 VA 50/60 Hz with enable	3 terminal	98703

Options

Reset capability
No enable line

Counter Version

Operating Voltage	Termination	Part #
9 to 64 VDC with reset	4 terminal	98704
9 to 64 VDC without reset	3 terminal	98705

Options

4.5 to 16 VDC

LCD Module APPLICATIONS

- Medical
- Vending Machines
- Floor Cleaning Equip.
- Electronic Panels
- Instrument Panels
- Recreational
- Office Equipment

* Panel cutout dimensions are $\pm .010$ tolerance
All dimensions shown in inches and (metric)

85000 Series

The 85000 Series provides legendary Hobbs performance and reliability in a technically advanced quartz package. The Quartz Plus features a highly reliable drive mechanism, an improved odometer gear train, and a snap-together integrated chassis. The chassis fits into a shockproof, totally-sealed case made of an engineered plastic that is impervious to acids and solvents.

To ensure our high standards of quality, all parts are in-process inspected. Every Quartz Plus meter must pass 100% function, burn-in, and timing accuracy test before shipping. Because YOUR time matters, call Hobbs!

Specifications

- 10,000 hour version standard, with automatic recycle to zero
- Temperature range: -40° F to +185° F
-40° C to +85° C
- Quartz accuracy: ±200ppm, ±0.02% (entire voltage and temperature range)
- Operating voltage range: 5-110 VDC (Voltage range covered by 85000 Series line)
- Precision built relay driven odometer
- Excellent vibration & shock resistance:
Vibration: 20 g's @ 10-80Hz (SAE J1378)
10 g's (per MIL-M-3971)
Shock: 55 g's @ 9-13msec (SAE J1378)
75 g's (per MIL-M-3971)
- Transient Voltage Protection
Alternator load dump: 150V
EMI (Electromagnetic Interference): +400V @ 500Hz
Inductive switching and reverse polarity
- Standard terminals: 1/4" male blade
- Lens material: Glass
- Case material: Polyester
- Number size: 0.12" (3mm)

Features

- Custom CMOS integrated circuit
- Indicates operating time in hours and tenths, plus has a running indicator
- Totally-sealed
- Battery system voltages: 6,12,24,36,48,60,72,and 80 VDC
- UL Recognized (File number AU1774)
- CSA Certified (File number LR42455-12)
- Conforms to MIL-M-3971

Options:

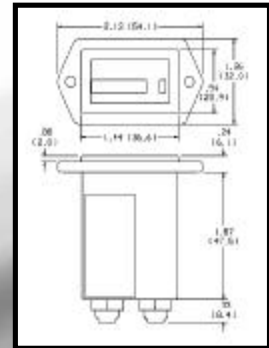
Custom logos, polycarbonate lenses, and various bezels. Wire, stud, blade, and screw terminals. 100,000 hour, R-Terminal and filtered versions available too.

Quartz Plus DC Hour



2 Screw

Operating Voltage	Part #
5-16 VDC	85331
10-32 VDC	85000
10-80 VDC	85094
30-110 VDC	85013

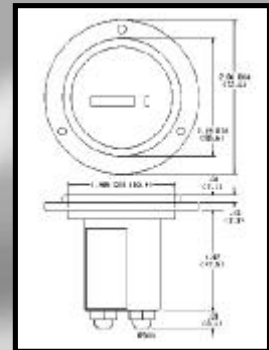


Two-Screw Mount: Panel cutout 1.45 x .95 rectangular opening. Two .150 holes spaced 1.750. *



3 Screw

Operating Voltage	Part #
10-32 VDC	85001
10-80 VDC	85097
30-110 VDC	85014

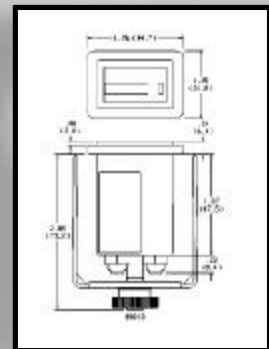


Three-Screw Mount: Panel cutout 2.00 diameter opening. Three .150 holes equally spaced on 2.53 bolt circle diameter. *



Rectangular Stirrup

Operating Voltage	Part #
10-32 VDC	85010
30-110 VDC	85023

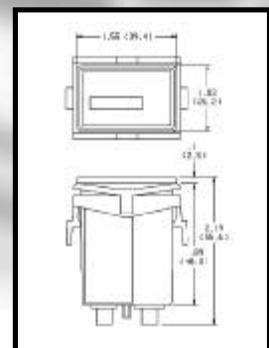


Rectangular Stirrup: Panel cutout 1.45 x .95 rectangular opening. *



Retainer Mount

Operating Voltage	Part #
10-32 VDC	82001
10-80 VDC	82320



Retainer Mount: Panel cutout 1.45 x .95 rectangular opening. *

* Panel cutout dimensions are ± .010 tolerance
All dimensions shown in inches and (metric)

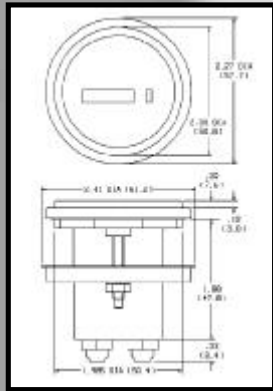
85000 Series Quartz **Plus** DC Hour Meters



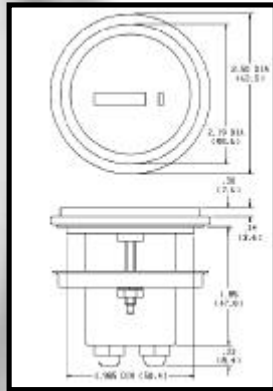
Round Chrome Bezel				
Operating Voltage	Part # Flush Cup 2.27"	Part # Flush Cup 2.50"	Part # Stirrup 2.27"	Part # Stirrup 2.50"
10-32 VDC	85002	85006	85004	85008
10-80 VDC	85342	85098		
30-110 VDC	85015	85019	85017	85021

Round Black Bezel				
Operating Voltage	Part # Flush Cup 2.27"	Part # Flush Cup 2.50"	Part # Stirrup 2.27"	Part # Stirrup 2.50"
10-32 VDC	85003	85007	85005	85009
10-80 VDC	85093	85099		
30-110 VDC	85016	85020	85018	85022

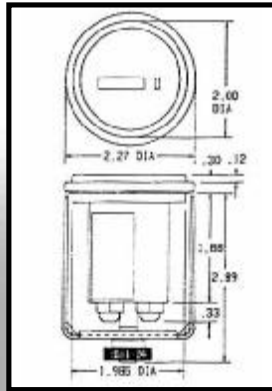
- DC APPLICATIONS**
- Lawn Tractors
 - Garden Tractors
 - Farm Equipment
 - Gen Sets
 - Construction Equipment
 - Utility Vehicles
 - Industrial Equipment
 - Recreational Vehicles
 - Golf Carts
 - Aircraft
 - Medical Equipment
 - Office Equipment
 - Any application requiring a very accurate and dependable hour meter.



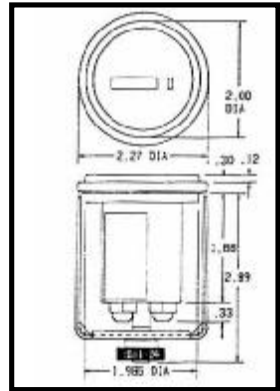
Chrome Flush Mount (Cup)
2.27"; Panel cutout
2.00 diameter opening. *



Chrome Flush Mount (Cup)
2.5"; Panel cutout
2.00 diameter opening. *



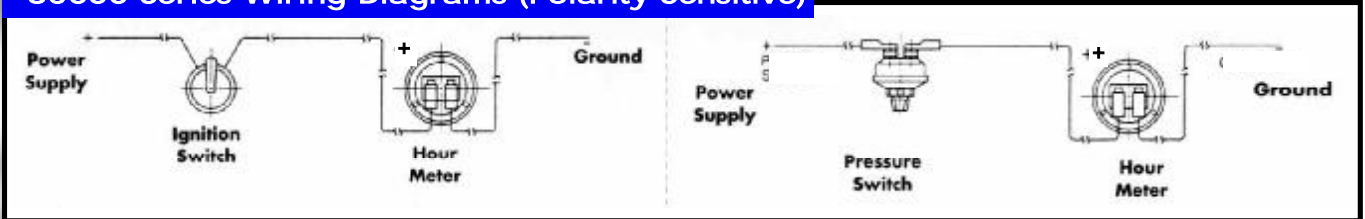
Black Flush Mount (Stirrup)
2.27"; Panel cutout
2.00 diameter opening. *



Black Flush Mount (Stirrup)
2.5"; Panel cutout
2.00 diameter opening. *

* Panel cutout dimensions are ± .010 tolerance
All dimensions shown in inches and (metric)

85000 Series Wiring Diagrams (Polarity Sensitive)



CAUTION: Always make sure power is removed from equipment before working on electrical circuits! Only qualified personnel should make electrical connections. Damage to equipment and/or serious bodily injury can result from improperly made electrical connections, or a failure to adhere to normal electrical safety guidelines

Hobbs Corporation

P.O. Box 19424
Springfield, Illinois 62794-9424
Phone: (217) 753-7773
Fax: (217) 753-7789

20000 Series

When there's a need to keep track of run time, quality-minded companies choose Hobbs! Whether it's for testing purposes, leasing applications, maintenance reasons, and/or warranty programs, you want an accurate and reliable hour meter. The Hobbs 20000 Series hour meter delivers!

To ensure our high standards of quality, all parts are in-process inspected. Every meter must pass 100% function and timing accuracy tests before shipping. These "Deluxe" AC meters are also totally sealed and benefit from an uncommon design which integrates the motor and frame into one substructure.

Specifications

- Records up to 99,999 hours
Automatic recycle to zero
 - 24,120 and 240 VAC models available (Range $\pm 10\%$)
 - 50 and 60 Hertz versions
 - 3.0 watts power rating
 - Operating temperature: -65°F to +154°F (-54°C to +68°C)
 - Accuracy: $\pm .02\%$.
 - Weight: 3 oz
 - Screw termination or 7" lead wires
 - Lens material:
3-screw mount: Glass
All others: Polycarbonate
 - Case material: Polycarbonate
 - Number size: 0.12" (3mm)
 - UL Listed (File# E47098): Screw terminals
 - UL Recognized: Wire lead versions
 - CSA Certified (File # LR42455)
 - Conforms to MIL-M-3971 *
 - CE Mark
- ### Features
- Polycarbonate, shock resistant, tamper proof case
 - Totally sealed *
 - Single phase, synchronous, permanently lubricated motor
 - Custom logo dials, 1/4" blade terminals, special wire lengths.

Options: If you need it, let us know.
YOUR satisfaction is our goal!

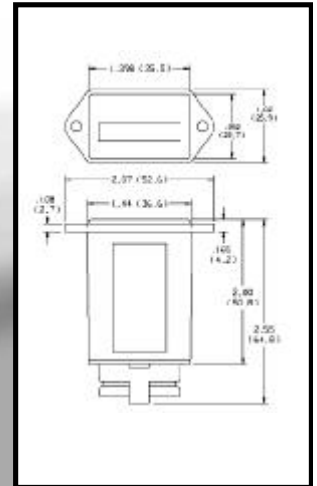
* Applicable on shown "screw terminal" meters. Contact Hobbs for specifications on other available models.

Deluxe AC Hour Meters



Rectangular 2 Screw

Operating Voltage	Hertz	Termination	Part #
108 to 132 VAC	50	Screw *	20028
108 to 132 VAC	50	7" Leads **	20034
108 to 132 VAC	60	Screw *	20001
108 to 132 VAC	60	7" Leads **	20035
216 to 264 VAC	50	Screw *	20029
216 to 264 VAC	50	7" Leads **	20036
216 to 264 VAC	60	Screw *	20007
216 to 264 VAC	60	7" Leads **	20037

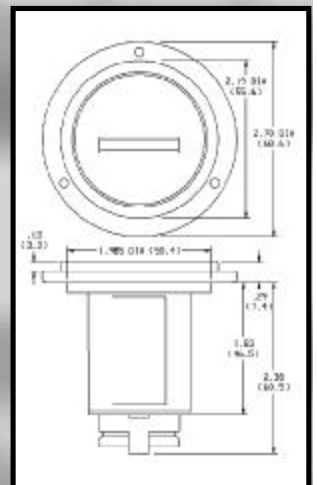


Two-Screw Mount: Panel cut out 1.45 x .95 rectangular opening. Two .150 holes spaced 1.750.*



Round 3 Screw

Operating Voltage	Hertz	Termination	Part #
108 to 132 VAC	50	Screw *	20016
108 to 132 VAC	50	7" Leads **	20042
108 to 132 VAC	60	Screw *	20017
108 to 132 VAC	60	7" Leads **	20043
216 to 264 VAC	50	Screw *	20018
216 to 264 VAC	50	7" Leads **	20044
216 to 264 VAC	60	Screw *	20019
216 to 264 VAC	60	7" Leads **	20045



Three-Screw Mount: Panel cut out 2.00 diameter opening. Three .125 holes equally spaced on 2.42 bolt circle diameter.*

* UL Listed, CSA Certified and CE Mark
** UL Recognized, CSA Certified and CE Mark

AC APPLICATIONS

- Business machines
- Control panels
- Lighting systems
- Generators
- Compressors & pumps
- Refrigeration
- Air conditioning
- Furnaces
- Lab test equipment
- Sun tanning equipment
- Oxygen concentrators
- Many more!

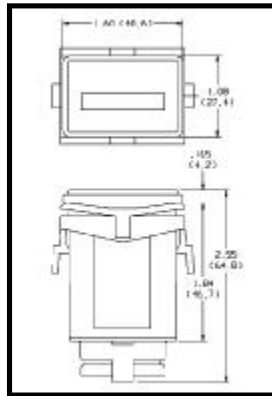
* Panel cutout dimensions are $\pm .010$ tolerance
All dimensions shown in inches and (metric)

20000 Series Deluxe AC Hour Meters



Rectangular Retainer Mount

Operating Voltage	Hertz	Termination	Part #
108-132 VAC	50	Screw*	20174
108-132 VAC	50	Blade**	20183
108-132 VAC	60	Screw*	20116
108-132 VAC	60	Blade**	20182
216-264 VAC	50	Screw*	20171
216-264 VAC	50	Blade**	20170
216-264 VAC	60	Screw*	20177

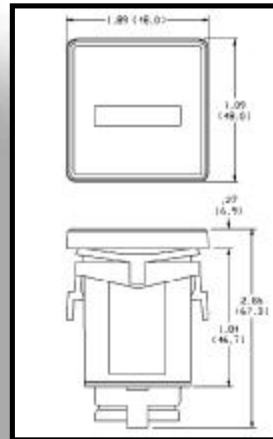


Rectangular Retainer:
Panel cutout 1.45 x .95
rectangular opening*



Square Retainer Mount

Operating Voltage	Hertz	Termination	Part #
108-132 VAC	50	Screw*	20176
108-132 VAC	60	Screw*	20115
216-264 VAC	50	Screw*	20173
216-264 VAC	60	Screw*	20179



Square Retainer: Panel
cutout 1.45 x .95
rectangular opening*

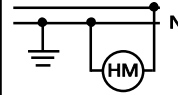
* UL Listed, CSA Certified and CE Mark
** UL Recognized, CSA Certified and CE Mark

* Panel cutout dimensions are $\pm .010$ tolerance
All dimensions shown in inches and (metric)

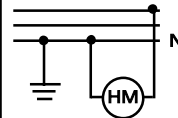
CAUTION: Always make sure power is removed from equipment before working on electrical circuits! Only qualified personnel should make electrical connections. Damage to equipment and/or serious bodily injury can result from improperly made electrical connections, or a failure to adhere to normal electrical safety guidelines.

20000 Series Wiring Diagrams

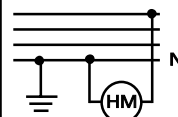
120VAC Meter Applications



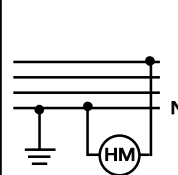
Single phase, 2 wire, 120V system: Connect power wire to one terminal and neutral wire to opposite terminal.



Single phase, 3 wire, 120/240V system: Connect any one power wire to one terminal and the neutral wire to the opposite terminal.

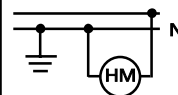


Three phase, 4 wire wye, 120/208V system: Connect any one power wire to one terminal and the neutral wire to the opposite terminal.

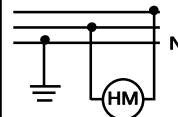


Three phase, 4 wire delta with a high leg, 120/240V system: Connect any one of the two available 120V power wires to one terminal of the meter and the neutral wire to the opposite terminal. Do not connect the high leg (208V) to the meter.

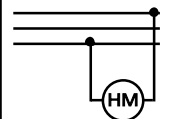
240VAC Meter Applications



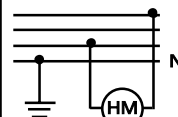
Single Phase, 2 wire, 240V system: Connect power wire to one terminal and neutral wire to opposite terminal.



Single phase, 3 wire, 120/240V system: Connect meter across two high sides of the line. Do not connect the neutral wire to the meter.



Three phase, 3 wire delta, 240V system: Connect meter across any two power lines.



Three phase, 4 wire delta with a high leg, 120/240V system: Connect any one power wire to one terminal of the meter. Connect one of the remaining two power lines to the opposite terminal. Do not connect the neutral wire to the meter.

Hobbs Corporation

P.O. Box 19424

Springfield, Illinois 62794-9424

Phone: (217) 753-7773

Fax: (217) 753-7789

28100 Series

Unlike conventional AC hour meters that are limited to one primary voltage and frequency, the Hobbs Multi-Range Quartz hour meter will operate over a full range of voltages and frequencies. The meters will work accurately over a voltage range of 90 VAC to 264 VAC and at frequencies of either 50 Hz or 60 Hz. This unique feature means that one hour meter will work for virtually any application anywhere in the world!

Specifications

- Operating Voltage: 90 to 264 VAC
- Frequencies: 50 to 60 Hz
- Temperature Range: -40°F to +185°F

Features

- Records time 0 to 99,999.9 hours
- Accuracy $\pm 0.02\%$
- UL Recognized
- CSA (UL)
- CE Mark
- Totally sealed from dirt and moisture
- Termination
- 1/4" spade

Benefits

- Reduced parts count
- Reduced inventories
- Fewer purchase orders
- Eliminate production line errors
- Reduce service parts

Options

- Wire leads
- Custom lens
- Terminals (up, down, straight)

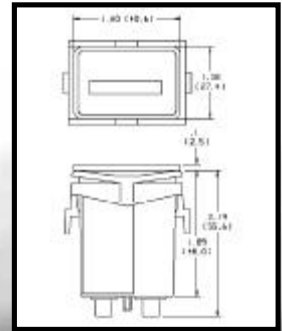
* Panel cutout dimensions are $\pm .010$ tolerance
All dimensions shown in inches and (metric)

AC Multi-Range Meters



Retainer Mount

Operating Voltage	Part #
90-264 VAC	28100

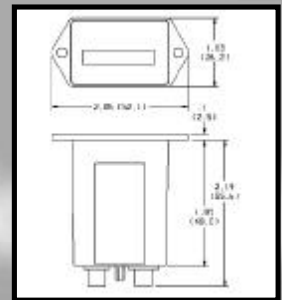


Retainer Mount:
Panel cutout 1.45 x .95 rectangular opening.
Two .150 holes spaced 1.750*



2 Screw Standard Bezel

Operating Voltage	Part #
90 to 264 VAC	28101

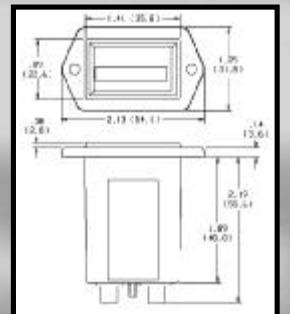


2 Screw Standard:
Panel cutout 1.45 x .95 rectangular opening.
Two .150 holes spaced 1.750*



2 Screw Deluxe Bezel

Operating Voltage	Part #
90 - 264 VAC	28103

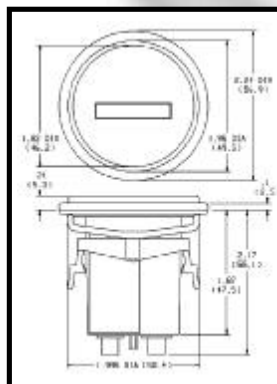


2 Screw Deluxe:
Panel cutout 1.45 x .95 rectangular opening.
Two .150 holes spaced 1.750*



Round Black Bezel

Operating Voltage	Part #
90 - 264 VAC	28104

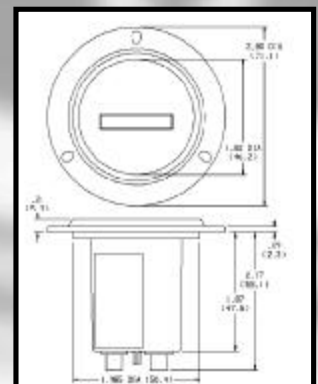


Flush Mount (Retainer) 2.24":
Panel cutout 2.00 diameter opening*



3 Screw


Operating Voltage	Part #
90 - 264 VAC	28105



3 Screw Mount:
Panel cutout 2.00 diameter opening
Three .125 holes equally spaced on 2.42 bolt circle diameter*

Other AC and DC Meters Available

Round Flush with Retainer Mount




Round Slotted 3 screw





Contact Hobbs for more information and specifications on above meters.

Hour Meter Accessories



Mounting brackets. For mounting hour meters in any location when panel installation is not practical. Multiple holes allow positioning for easy reading. Foot of bracket can be bent when necessary. Part Number M-329 (2 13/16" x 4") for meter only. Part Number M-558 (4" x 5 1/8") when meter and damper are used together.

Damper. Protects meter from severe vibration. Use on panel or with Part Number M-558 bracket. Part Number M-3888 (3 7/8" dia.) for three-screw type DC meters.



Panel mounting bracket. Designed to bolt to a flat surface area 2 13/16" x 5 1/4". Provides easy-to-read meter position. Part Number M-486 for three-screw type DC meter only.

Angle bracket. For two-screw flange AC and DC rectangular meters only, when panel mounting is not practical. Part Number 23944.



Custom Instrument Panel Clusters

Let Hobbs custom design your display panel saving you time and money. We can assemble a panel to your specifications that frees up your engineering resources, reduces parts counts and reduces your vendor base.



Limited Warranty

Hobbs products are warranted to the customer to be free from defects in material and workmanship for the periods indicated herein. Products which fail within the warranty period due to defects in material or workmanship will be repaired or replaced, at Hobbs' option, without charge to the consumer when returned with proof of purchase to any authorized Hobbs dealer in the United States, transportation charges prepaid, provided there is no evidence of improper installation, tampering, or other abuse. All implied warranties, including any implied warranty of merchantability or fitness for a particular purpose, shall be limited in duration to the express warranty period specified below.

Warranty Periods:

The products listed are warranted as shown:

98000 Series.....2 years
85000 Series.....2 years
20000 Series.....2 years

HOBBS DISCLAIMS ANY LIABILITY FOR CONSEQUENTIAL DAMAGES DUE TO BREACH OF ANY WRITTEN OR IMPLIED WARRANTY ON ITS HOUR METERS.

All shown panel cutout dimensions are $\pm .010$ " tolerance. Contact factory for information on custom logo dials, bezels, and special termination.

Hobbs Corporation

P.O. Box 19424

Springfield, Illinois 62794-9424

Phone: (217) 753-7773

Fax: (217) 753-7789

Hobbs Corporation

If you have not found what you are looking for, or you have further questions, please feel free to fax us your request. It will help us process your request more efficiently and effectively if you can provide as much detailed information about your requirements/application as possible. Thanks for considering Hobbs!

MANUFACTURING

Hobbs' commitment to the customer in past years and present is what has helped us develop our world-class manufacturing systems. Some of the methods by which Hobbs is continuously improving products and processes are as follows:

- Continuous Flow Process utilizing "Rabbit Chase" concepts are used in the focused factories in order to achieve the lowest total cost, defect-free product.
- Single Minute Exchange of Dies (SMED method) provides reduced time in molding cell.
- Statistical Process Control is used for measuring critical dimensions and controlling manufacturing processes.
- Poka-Yoke method and computerized test equipment are utilized to eliminate scrap and rework.
- Kanban cards are used to pull raw material and piece parts through the factory.
- Bar coding and electronic data interchange (EDI) are available.

QUALITY SYSTEMS

It is the goal of Hobbs Corporation to meet customer value-needs through continuously improved products and processes. That is the basis by which Hobbs works to create a partnership with its customers. Evidence of commitment to our customers is provided by our goal of a Shipped Product Quality Level (SPQL) of 200 ppm. We utilize Advanced Quality Planning; ISO 9000 and QS9000 based quality system.

www.hobbs-corp.com

© J.W HOBBS CORPORATION

20-998

The Hobbs Family of Electro-Mechanical Products



OFF HIGHWAY
LIGHTING



HOUR METERS



PRESSURE & VACUUM
SWITCHES



CONTROLS



FLASHERS



CUSTOM PRODUCTS

Hobbs Corporation

P.O Box 19424

Springfield, Illinois, U.S.A. 62794-9424

Phone: (217) 753-7752

Fax: (217) 753-7789

email: hobbs.marketing@hobbs-corp.com